

GLOBAL OPPORTUNITY FUND (GOF)

INVESTMENT OBJECTIVE

The Global Opportunity Fund (GOF) aims to create a diversified portfolio to generate the best possible returns for the investors over a period of 5 years. The Fund strives to achieve this through robust capital appreciation, persistent dividends pay-out and interests earned from its various diversified portfolios. GOF will constantly be on the look-out for opportunities to capitalize in the highly volatile global economic climate.

CURRENT POSITION

GOF is in its tenth month of live performance.

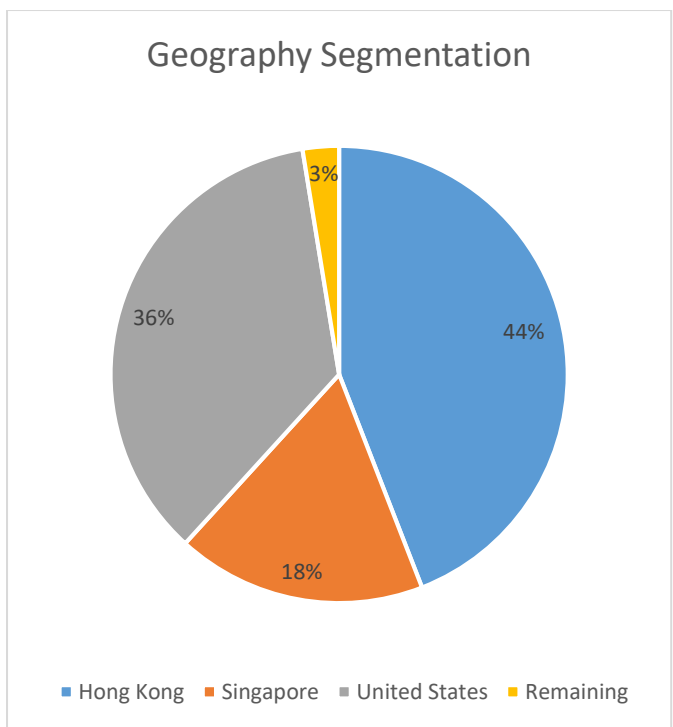
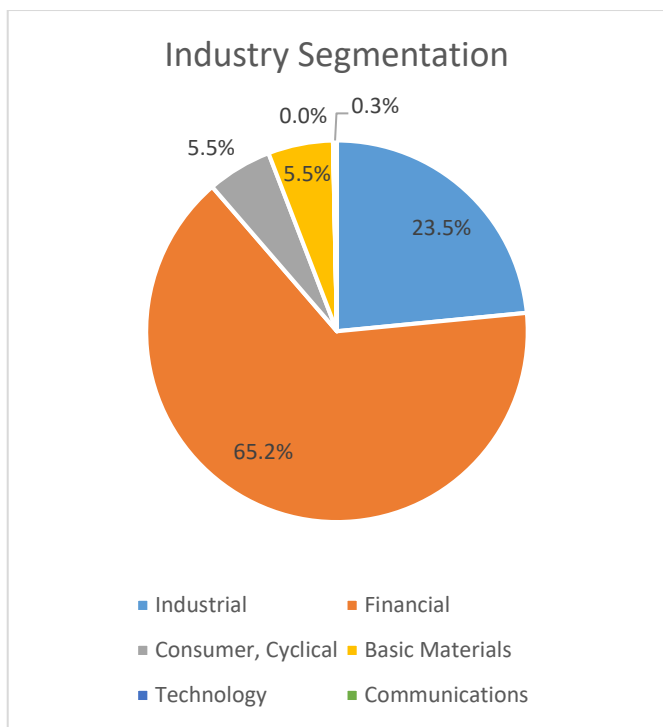
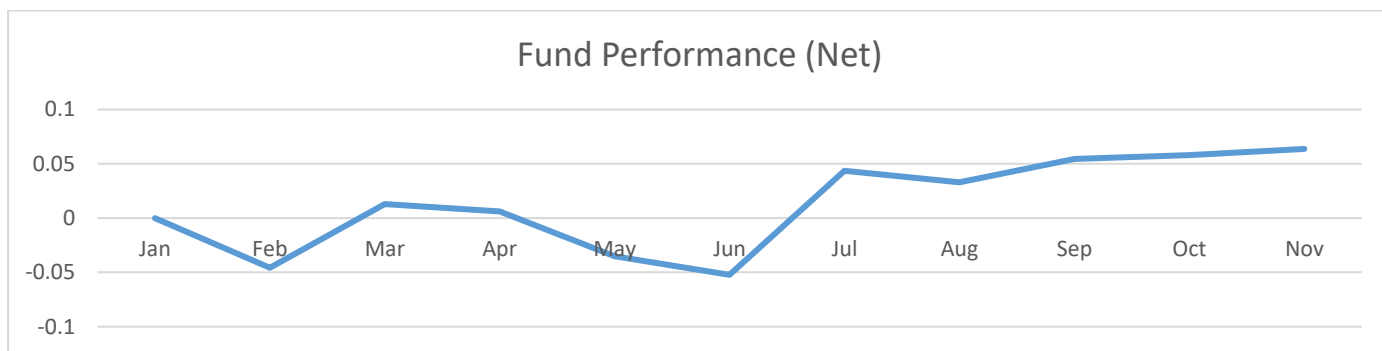
FUND PERFORMANCE

Gross	Jan	Feb	Mar	Apr	May	Jun	Jul	Aug	Sep	Oct	Nov	Dec	YTD
2017	0	-4.56%	6.45%	-0.82%	-4.24%	-1.79%	11.26%	-1.16%	2.49%	0.42%	0.66%		7.97%

Net	Jan	Feb	Mar	Apr	May	Jun	Jul	Aug	Sep	Oct	Nov	Dec	YTD
2017	0	-4.56%	6.12%	-0.66%	-4.09%	-1.79%	10.11%	-1.01%	2.08%	0.34%	0.54%		6.37%

* Past performance is not a reliable indicator of future performance.

** Gross Returns are quoted after expenses but before fees. Net Returns are quoted after deduction of all fees and expenses.



Disclaimer: This is a marketing communication and has not been prepared in accordance with legal requirements designed to promote independence of investment research and is not subject to any prohibition of dealing ahead of the dissemination of investment research. The information in this document is derived from sources believed to be reliable but which have not been independently verified. Any prices included within this communication are for indicative purposes only. Heng Fai Asset Management Pte Ltd makes no guarantee of its accuracy and completeness and is not responsible for errors of transmission of factual or analytical data, nor is it liable for damages arising out of any person's reliance upon this information. All charts and graphs are from publicly available sources or proprietary data. The opinions in this document constitute the present judgment of Heng Fai Asset Management Pte Ltd, which is subject to change without notice. This document is neither an offer to sell, purchase or subscribe for any investment nor a solicitation of such an offer. This document is intended for the use of institutional and professional customers and is not intended for the use of private customers. HFRX indices are computed by Hedge Fund Research, Inc. and are subject to change by the provider.

In the month of November, Hong Kong retains its dominance in concentration in terms of geography segmentation, with equities in the field of finance taking the lead in terms of industry segmentation.

PRINCIPLE TERMS

Fund Domicile	Cayman Islands	NAV Reporting	Class A: Computed monthly Class S: Illiquid PE investments to have NAV at exit of investment (Progress reports with respect to investments will be provided)
Product Type	Open Ended	Fund Administrator	Maples Fund Services (Cayman) Limited, Maples Fund Services (Asia) Limited
Currency	USD	Legal Advisors	Maples and Calder (Singapore) LLP, Shook Lin & Bok LLP
Investment Manager	Hengfai Asset Management Pte Ltd	Lock-up Period	Class A: No lock up period Class S: Lock up period 3 – 5 years subjected to exit of investment
Fund Custodian	Credit Suisse IB Singapore	Management Fee	2%
Fund Auditor	BDO Cayman Ltd	Performance Fee	20% subject to high watermark
Financial Year-End	31 December	Subscription Frequency	Monthly
Closing Date	31 January 2016	Redemption Frequency	Monthly (Subject to a gate of 20%)